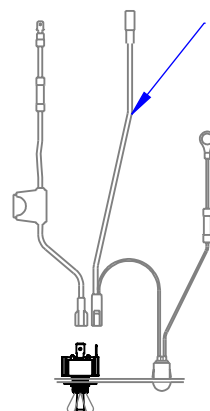


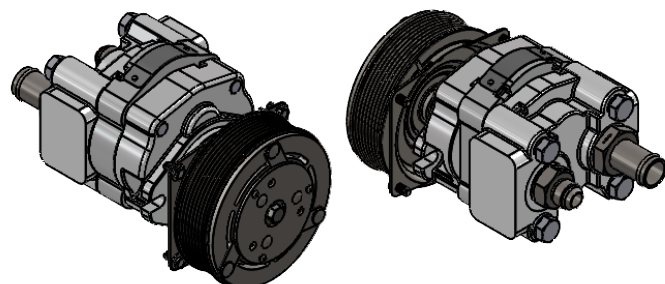
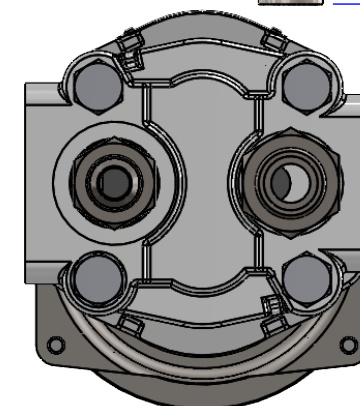
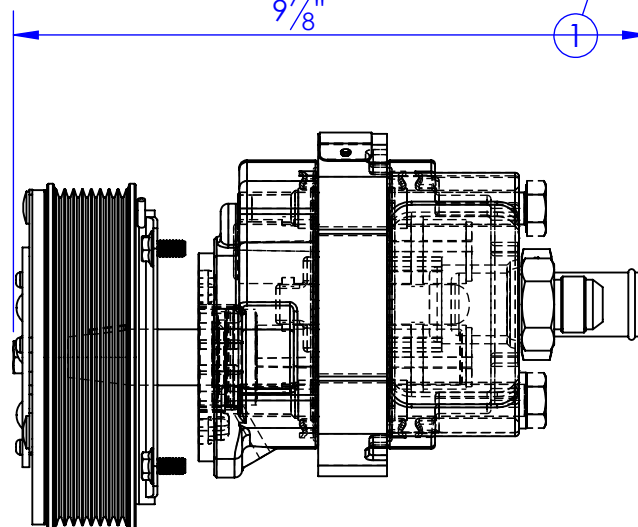
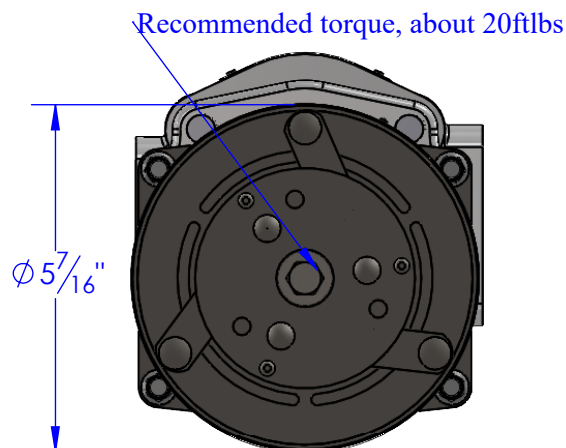
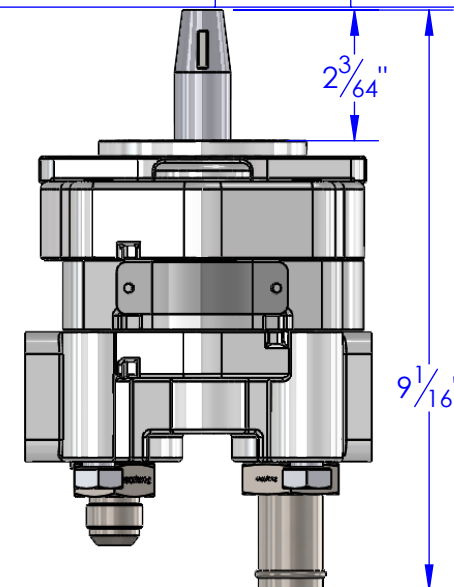
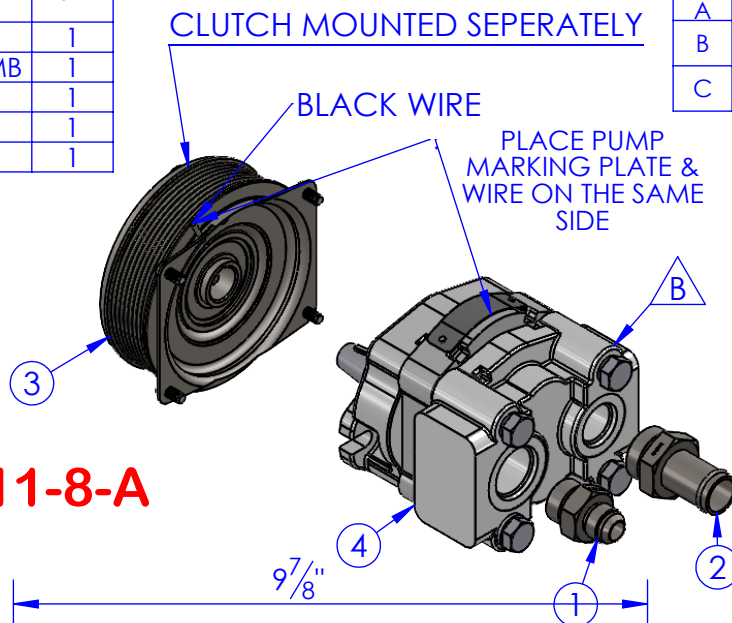
ITEM NO.	PART NUMBER	DESCRIPTION	QTY.
1	AD-6400 10-12	ADAPTER 10MJ x 12MB	1
2	HA-16-16MB	HOSE INSERT 4604-16-16MB	1
3	PU-MAN05	8 GROOVE CLUTCH	1
4	PU-P16 65C 9D6	2-BOLT A PUMP	1
5	EL-SK-100	PUMP SWITCH KIT	1

REV.	DESCRIPTION	DATE	APPROVED
A	INITIAL RELEASE	10/25/2013	
B	REPLACED PU-P16 45C 9D6 WITH PU-P16 65C 9D6	6/12/2014	
C	ADDED ITEM NO. 5	11/7/2023	KD (BB)



**EL-SK-100: QTY 1**  
"SWITCH KIT, DASH"  
SEE DWG 10-0906 FOR  
MORE DETAILS

**PU-RP6-11-8-A**



**PROPRIETARY AND CONFIDENTIAL**  
THE INFORMATION CONTAINED IN THIS  
DRAWING IS THE SOLE PROPERTY OF TRIPLE  
C INC. ANY REPRODUCTION IN PART OR  
AS A WHOLE WITHOUT THE WRITTEN  
PERMISSION OF TRIPLE C INC. IS PROHIBITED.

DIMENSIONS ARE IN INCHES TOLERANCES: FRACTIONAL $\pm 1/16$ ANGULAR: MACH $\pm 1$ BEND $\pm$ TWO PLACE DECIMAL $\pm 010$ THREE PLACE DECIMAL $\pm 005$	
MATERIAL	---
DO NOT SCALE DRAWING	

NAME	DATE
DRAWN <b>HEATH</b>	11/7/2023
PART # <b>PU-RP6-11-8-A</b>	
ASM #	
COMMENTS: <b>8 GROOVE A MOUNT REAR PORT PARKER PUMP STRAIGHT</b>	

P.O. BOX 248,  
SABETHA, KS 66534



SIZE <b>A</b>	DWG. NO. <b>10-0931-21 C</b>	REV. <b>C</b>
SCALE: 1:3	WEIGHT: --	SHEET 1 OF 1